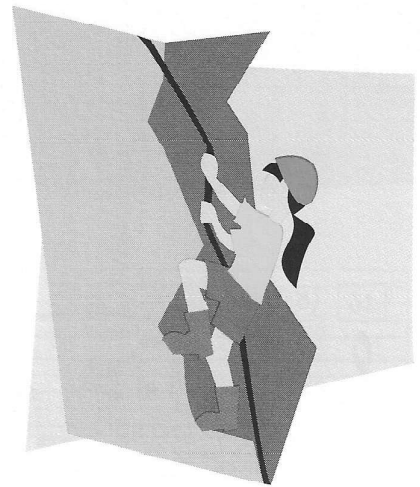




Teacher Note: The 12 major 5-finger scales shown below may be introduced throughout Level 2A. A final goal might be to play the “Adventure Warm-up” chromatically up the keys.

For Adventurers


- Use the “Adventure Warm-up” below to explore each scale.
- Circle the keyboard for each scale learned.
- Transpose pieces from the book to these adventurous keys.



“Adventure Warm-up” in C


Moderately

The C, G, and F chords are all white-white-white.




Ex.

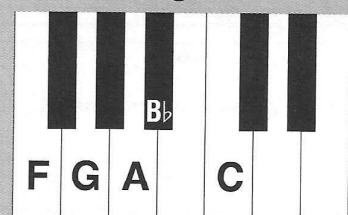
C 5-Finger Scale



G 5-Finger Scale



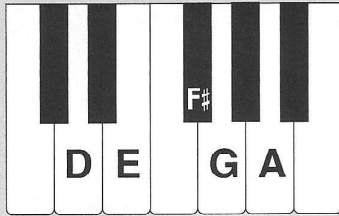
F 5-Finger Scale



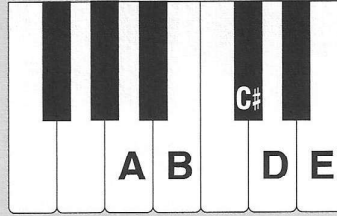
The **D**, **A**, and **E** chords are all white-black-white.



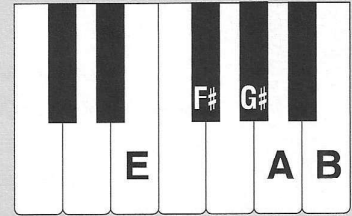
D 5-Finger Scale




A 5-Finger Scale




E 5-Finger Scale




The **D \flat** , **A \flat** , and **E \flat** chords are all black-white-black.



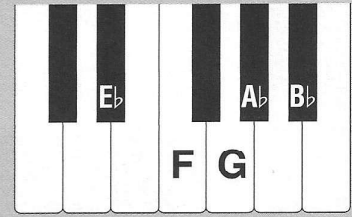
D \flat 5-Finger Scale



A \flat 5-Finger Scale

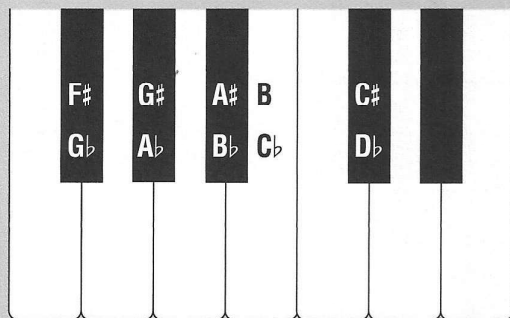


E \flat 5-Finger Scale




The **F \sharp** (or **G \flat**), **B \flat** , and **B** chords are all *different!*

F \sharp 5-Finger Scale

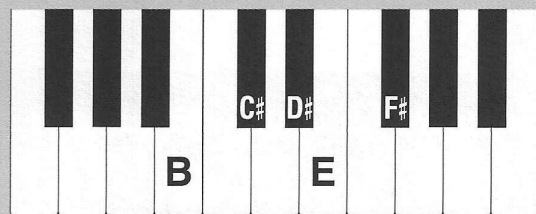


or **G \flat 5-Finger Scale**

B \flat 5-Finger Scale



B 5-Finger Scale



On a separate sheet of paper, draw black and white mountaintops to illustrate the **F \sharp** (or **G \flat**), **B \flat** , and **B** chords.

